

Institution: Lord Fairfax Community College (232575) User ID: P2325751

Completions Overview

Welcome to the IPEDS Completions survey component. The Completions component is one of several IPEDS components that is conducted during the Fall data collection period. It collects the number of degrees and certificates awarded by field of study, level of award, race/ethnicity, and gender. The reporting period for the Completions component is during the 12-month time period beginning July 1 of the previous calendar year and ending June 30 of the current calendar year; therefore, for this year's Completions component, the reporting period is between July 1, 2014 and June 30, 2015. The Completions component is also collecting the number of students (e.g., completers) who earned awards between July 1, 2014 and June 30, 2015.

Completions Common Errors

Some common completions component errors include the following:

- Including award levels on your current year Completions that were not reported on your previous year's (PY) Institutional Characteristics (IC). [Award levels in the PY IC component cannot be changed; therefore, contact the IPEDS Help Desk at 1-877-225-2568 if you need assistance.]
- Forgetting to select CIP codes for new programs of study that are offered by the institution, but do not have completions for the reporting period.
- Forgetting to enter in zero in at least one of the cells for CIP codes that do not have completions.

Recent Changes

- The following question on **distance education** has been added to the bottom of each individual "CIP Data" screen:
"Is this program offered as a distance education program?"
- The following two screens, which collect data specifically on students were added to this component, beginning in the 2013-14 survey year:
 - **"All Completers"** - Collects the number of students who earned an award between July 1, 2014 and June 30, 2015 by gender and race/ethnicity. (The intent of this screen is to collect an **unduplicated count** of total numbers of completers.)
 - **"Completers by Level"** - Collects the number of students who earned an award between July 1, 2014 and June 30, 2015 by award level and 1) by gender; 2) by race/ethnicity; and 3) by age.
- The definition for Post-baccalaureate Certificate has changed slightly for the 2015-16 collection. The new definition is as follows: **An award that requires completion of an organized program of study beyond the bachelor's. It is designed for persons who have completed a baccalaureate degree, but does not meet the requirements of a master's degree.**

NOTE: Even though Teacher Preparation certificate programs may require a bachelor's degree for admission, they are considered sub-baccalaureate undergraduate programs, and students in these programs are undergraduate students.

General Information

CIP Codes:

The [CIP 2010 Website](#) includes a list of new CIP codes, a list of deleted CIP codes, a list of moved CIP Codes, and an online crosswalk of the 2000 CIP and 2010 CIP.

The Resources Page of the CIP 2010 website contains many valuable resources including:

- CIP 2010 Manual and copies of previous editions of the CIP Manual
- Crosswalk between the 2000 CIP codes and the 2010 CIP codes in Excel format

Keep in mind that some information provided by institutions on the Completions component appear in the [College Navigator](#), which is a major tool used by consumers searching for information about postsecondary education. It is therefore vitally important that you include accurate information about your institution.

Survey materials can be downloaded using the following link: [Survey Materials](#).

The prior year revision system can be accessed using the following link: [Prior Year Revision System](#)

Completions CIP Data

| CIPCODE | Award Level | Major | Gender | Non Resident Alien | Hispanic / Latino | American Indian or Alaska Native | Asian | Black or African American | Native Hawaiian or Other Pacific Islander | White | Two or more Races | Race/ ethnicity unknown | Total | distance education program | |
|--|---|-------|--------|--------------------|-------------------|----------------------------------|-------|---------------------------|---|-------|-------------------|-------------------------|-------|----------------------------|----|
| 03.0101 Natural Resources/Conservation, General | 1 - Awards of less than 1 academic year | 1 | Men | 0 | 0 | 0 | 0 | 0 | 0 | 0 | 0 | 0 | 0 | | |
| | | | Women | 0 | 0 | 0 | 0 | 0 | 0 | 0 | 0 | 0 | 0 | | |
| | | | Total | 0 | 0 | 0 | 0 | 0 | 0 | 0 | 0 | 0 | 0 | No | |
| 11.0101 Computer and Information Sciences, General | 1 - Awards of less than 1 academic year | 1 | Men | 0 | 1 | 0 | 0 | 0 | 0 | 13 | 2 | 0 | 16 | | |
| | | | Women | 0 | 2 | 0 | 1 | 0 | 13 | 0 | 16 | 0 | 16 | | |
| | | | Total | 0 | 3 | 0 | 1 | 0 | 26 | 2 | 32 | 0 | 32 | No | |
| 11.0101 Computer and Information Sciences, General | 3 - Associate's degree | 1 | Men | 0 | 2 | 0 | 1 | 1 | 0 | 17 | 1 | 0 | 22 | | |
| | | | Women | 0 | 0 | 0 | 1 | 0 | 5 | 0 | 6 | 0 | 6 | | |
| | | | Total | 0 | 2 | 0 | 2 | 1 | 22 | 1 | 28 | 0 | 28 | Yes | |
| 11.0801 Web Page, Digital/Multimedia and Information Resources Design | 1 - Awards of less than 1 academic year | 1 | Men | 0 | 0 | 0 | 0 | 0 | 0 | 4 | 1 | 0 | 5 | | |
| | | | Women | 0 | 0 | 0 | 1 | 0 | 2 | 0 | 3 | 0 | 3 | | |
| | | | Total | 0 | 0 | 0 | 1 | 0 | 6 | 1 | 8 | 0 | 8 | No | |
| 15.0000 Engineering Technology, General | 3 - Associate's degree | 1 | Men | 0 | 1 | 0 | 0 | 0 | 0 | 12 | 0 | 0 | 13 | | |
| | | | Women | 0 | 0 | 0 | 0 | 0 | 0 | 0 | 0 | 0 | 0 | | |
| | | | Total | 0 | 1 | 0 | 0 | 0 | 12 | 0 | 13 | 0 | 13 | No | |
| 15.0303 Electrical, Electronic and Communications Engineering Technology/Technician | 1 - Awards of less than 1 academic year | 1 | Men | 0 | 1 | 0 | 0 | 0 | 0 | 25 | 1 | 0 | 27 | | |
| | | | Women | 0 | 0 | 0 | 1 | 0 | 3 | 0 | 4 | 0 | 4 | | |
| | | | Total | 0 | 1 | 0 | 1 | 0 | 28 | 1 | 31 | 0 | 31 | No | |
| 15.0699 Industrial Production Technologies/Technicians, Other | 1 - Awards of less than 1 academic year | 1 | Men | 0 | 0 | 0 | 0 | 0 | 0 | 0 | 0 | 0 | 0 | | |
| | | | Women | 0 | 0 | 0 | 0 | 0 | 0 | 0 | 0 | 0 | 0 | 0 | |
| | | | Total | 0 | 0 | 0 | 0 | 0 | 0 | 0 | 0 | 0 | 0 | 0 | No |
| 15.1302 CAD/CADD Drafting and/or Design Technology/Technician | 1 - Awards of less than 1 academic year | 1 | Men | 0 | 0 | 0 | 0 | 0 | 0 | 1 | 0 | 0 | 1 | | |
| | | | Women | 0 | 0 | 0 | 0 | 0 | 0 | 0 | 0 | 0 | 0 | 0 | |
| | | | Total | 0 | 0 | 0 | 0 | 0 | 0 | 1 | 0 | 0 | 0 | 1 | No |
| 16.1603 Sign Language Interpretation and Translation | 1 - Awards of less than 1 academic year | 1 | Men | 0 | 0 | 0 | 0 | 0 | 0 | 1 | 0 | 0 | 1 | | |
| | | | Women | 0 | 0 | 0 | 0 | 0 | 9 | 0 | 9 | 0 | 9 | | |
| | | | Total | 0 | 0 | 0 | 0 | 0 | 10 | 0 | 10 | 0 | 10 | No | |
| 19.0709 Child Care Provider/Assistant | 1 - Awards of less than 1 academic year | 1 | Men | 0 | 0 | 0 | 0 | 0 | 0 | 0 | 0 | 0 | 0 | | |
| | | | Women | 0 | 2 | 0 | 0 | 2 | 0 | 9 | 0 | 13 | 0 | 13 | |
| | | | Total | 0 | 2 | 0 | 0 | 2 | 0 | 9 | 0 | 13 | 0 | 13 | No |
| 19.0709 Child Care Provider/Assistant | 3 - Associate's degree | 1 | Men | 0 | 0 | 0 | 0 | 0 | 0 | 0 | 0 | 0 | 0 | | |
| | | | Women | 0 | 2 | 0 | 0 | 1 | 0 | 7 | 0 | 10 | 0 | 10 | |
| | | | Total | 0 | 2 | 0 | 0 | 1 | 0 | 7 | 0 | 10 | 0 | 10 | No |
| 22.0302 Legal Assistant/Paralegal | 2 - Awards of at least 1 but less than 2 academic years | 1 | Men | 0 | 0 | 0 | 0 | 0 | 0 | 0 | 0 | 0 | 0 | | |
| | | | Women | 0 | 0 | 0 | 0 | 0 | 0 | 4 | 0 | 0 | 4 | | |
| | | | Total | 0 | 0 | 0 | 0 | 0 | 0 | 4 | 0 | 4 | 0 | 4 | No |

| CIPCODE | Award Level | Major | Gender | Non Resident Alien | Hispanic / Latino | American Indian or Alaska Native | Asian | Black or African American | Native Hawaiian or Other Pacific Islander | White | Two or more Races | Race/ ethnicity unknown | Total | distance education program |
|---|---|-------|--------|--------------------|-------------------|----------------------------------|-------|---------------------------|---|-------|-------------------|-------------------------|-------|----------------------------|
| 22.0302 Legal Assistant/Paralegal | 3 - Associate's degree | 1 | Men | 0 | 0 | 0 | 0 | 0 | 0 | 0 | 0 | 0 | 0 | |
| | | | Women | 0 | 0 | 0 | 0 | 0 | 0 | 3 | 0 | 0 | 3 | |
| | | | Total | 0 | 0 | 0 | 0 | 0 | 3 | 0 | 0 | 3 | No | |
| 24.0101 Liberal Arts and Sciences/Liberal Studies | 3 - Associate's degree | 1 | Men | 0 | 12 | 0 | 4 | 7 | 2 | 163 | 5 | 1 | 194 | |
| | | | Women | 1 | 21 | 1 | 7 | 8 | 1 | 235 | 8 | 4 | 286 | |
| | | | Total | 1 | 33 | 1 | 11 | 15 | 3 | 398 | 13 | 5 | 480 | Yes |
| 24.0199 Liberal Arts and Sciences, General Studies and Humanities, Other | 2 - Awards of at least 1 but less than 2 academic years | 1 | Men | 1 | 14 | 1 | 3 | 4 | 0 | 123 | 6 | 1 | 153 | |
| | | | Women | 0 | 19 | 1 | 7 | 13 | 2 | 209 | 10 | 2 | 263 | |
| | | | Total | 1 | 33 | 2 | 10 | 17 | 2 | 332 | 16 | 3 | 416 | Yes |
| 30.0101 Biological and Physical Sciences | 3 - Associate's degree | 1 | Men | 0 | 0 | 0 | 0 | 0 | 0 | 2 | 0 | 0 | 2 | |
| | | | Women | 0 | 0 | 0 | 0 | 0 | 0 | 2 | 0 | 0 | 2 | |
| | | | Total | 0 | 0 | 0 | 0 | 0 | 4 | 0 | 0 | 4 | No | |
| 31.0301 Parks, Recreation and Leisure Facilities Management, General | 1 - Awards of less than 1 academic year | 1 | Men | 0 | 0 | 0 | 0 | 0 | 0 | 2 | 0 | 0 | 2 | |
| | | | Women | 0 | 0 | 0 | 0 | 0 | 0 | 0 | 0 | 0 | 0 | |
| | | | Total | 0 | 0 | 0 | 0 | 0 | 2 | 0 | 0 | 2 | No | |
| 43.0103 Criminal Justice/Law Enforcement Administration | 1 - Awards of less than 1 academic year | 1 | Men | 0 | 0 | 0 | 0 | 0 | 0 | 0 | 0 | 0 | 0 | |
| | | | Women | 0 | 0 | 0 | 0 | 0 | 0 | 0 | 0 | 0 | 0 | |
| | | | Total | 0 | 0 | 0 | 0 | 0 | 0 | 0 | 0 | 0 | 0 | No |
| 43.0103 Criminal Justice/Law Enforcement Administration | 2 - Awards of at least 1 but less than 2 academic years | 1 | Men | 0 | 1 | 0 | 0 | 0 | 0 | 2 | 0 | 0 | 3 | |
| | | | Women | 0 | 0 | 0 | 0 | 0 | 0 | 2 | 3 | 0 | 5 | |
| | | | Total | 0 | 1 | 0 | 0 | 0 | 4 | 3 | 0 | 8 | No | |
| 46.0000 Construction Trades, General | 1 - Awards of less than 1 academic year | 1 | Men | 0 | 0 | 0 | 0 | 0 | 0 | 0 | 0 | 0 | 0 | |
| | | | Women | 0 | 0 | 0 | 0 | 0 | 0 | 0 | 0 | 0 | 0 | |
| | | | Total | 0 | 0 | 0 | 0 | 0 | 0 | 0 | 0 | 0 | 0 | No |
| 47.0201 Heating, Air Conditioning, Ventilation and Refrigeration Maintenance Technology/Technician | 1 - Awards of less than 1 academic year | 1 | Men | 0 | 1 | 0 | 0 | 1 | 0 | 7 | 0 | 0 | 9 | |
| | | | Women | 0 | 0 | 0 | 0 | 0 | 0 | 0 | 0 | 0 | 0 | |
| | | | Total | 0 | 1 | 0 | 0 | 1 | 0 | 7 | 0 | 0 | 9 | No |
| 50.0101 Visual and Performing Arts, General | 1 - Awards of less than 1 academic year | 1 | Men | 0 | 0 | 0 | 0 | 0 | 0 | 0 | 0 | 0 | 0 | |
| | | | Women | 0 | 0 | 0 | 0 | 0 | 0 | 0 | 0 | 0 | 0 | |
| | | | Total | 0 | 0 | 0 | 0 | 0 | 0 | 0 | 0 | 0 | 0 | No |
| 50.0605 Photography | 1 - Awards of less than 1 academic year | 1 | Men | 0 | 0 | 0 | 0 | 0 | 0 | 3 | 0 | 0 | 3 | |
| | | | Women | 0 | 0 | 0 | 0 | 0 | 0 | 4 | 0 | 0 | 4 | |
| | | | Total | 0 | 0 | 0 | 0 | 0 | 7 | 0 | 0 | 7 | No | |
| 51.0707 Health Information/Medical Records Technology/Technician | 1 - Awards of less than 1 academic year | 1 | Men | 0 | 0 | 0 | 0 | 0 | 0 | 0 | 0 | 0 | 0 | |
| | | | Women | 0 | 0 | 0 | 0 | 0 | 0 | 0 | 0 | 0 | 0 | |
| | | | Total | 0 | 0 | 0 | 0 | 0 | 0 | 0 | 0 | 0 | 0 | No |
| 51.0707 | | 1 | Men | 0 | 0 | 0 | 0 | 0 | 0 | 0 | 0 | 0 | 0 | |
| | | | Women | 0 | 0 | 0 | 0 | 0 | 0 | 3 | 0 | 0 | 3 | |

| CIPCODE | Award Level | Major | Gender | Non Resident Alien | Hispanic / Latino | American Indian or Alaska Native | Asian | Black or African American | Native Hawaiian or Other Pacific Islander | White | Two or more Races | Race/ ethnicity unknown | Total | distance education program |
|--|---|-------|--------|--------------------|-------------------|----------------------------------|-------|---------------------------|---|-------|-------------------|-------------------------|-------|----------------------------|
| Health Information/Medical Records Technology/Technician | 3 - Associate's degree | | Total | 0 | 0 | 0 | 0 | 0 | 0 | 3 | 0 | 0 | 3 | No |
| 51.0799 Health and Medical Administrative Services, Other | 1 - Awards of less than 1 academic year | 1 | Men | 0 | 0 | 0 | 1 | 0 | 0 | 0 | 0 | 0 | 1 | |
| | | | Women | 0 | 0 | 0 | 0 | 0 | 0 | 0 | 0 | 0 | 0 | |
| | | | Total | 0 | 0 | 0 | 1 | 0 | 0 | 0 | 0 | 0 | 1 | No |
| 51.0799 Health and Medical Administrative Services, Other | 2 - Awards of at least 1 but less than 2 academic years | 1 | Men | 0 | 0 | 0 | 0 | 0 | 0 | 0 | 0 | 0 | 0 | |
| | | | Women | 0 | 3 | 0 | 1 | 3 | 0 | 29 | 0 | 1 | 37 | |
| | | | Total | 0 | 3 | 0 | 1 | 3 | 0 | 29 | 0 | 1 | 37 | No |
| 51.0904 Emergency Medical Technology/Technician (EMT Paramedic) | 1 - Awards of less than 1 academic year | 1 | Men | 0 | 0 | 0 | 0 | 0 | 0 | 1 | 0 | 0 | 1 | |
| | | | Women | 0 | 0 | 0 | 0 | 0 | 0 | 0 | 0 | 0 | 0 | |
| | | | Total | 0 | 0 | 0 | 0 | 0 | 0 | 1 | 0 | 0 | 1 | No |
| 51.0904 Emergency Medical Technology/Technician (EMT Paramedic) | 3 - Associate's degree | 1 | Men | 0 | 0 | 0 | 0 | 0 | 0 | 3 | 0 | 0 | 3 | |
| | | | Women | 0 | 0 | 0 | 0 | 0 | 0 | 3 | 0 | 0 | 3 | |
| | | | Total | 0 | 0 | 0 | 0 | 0 | 0 | 6 | 0 | 0 | 6 | No |
| 51.0909 Surgical Technology/Technologist | 2 - Awards of at least 1 but less than 2 academic years | 1 | Men | 0 | 0 | 0 | 0 | 0 | 0 | 2 | 0 | 0 | 2 | |
| | | | Women | 0 | 1 | 0 | 0 | 1 | 0 | 6 | 0 | 0 | 8 | |
| | | | Total | 0 | 1 | 0 | 0 | 1 | 0 | 8 | 0 | 0 | 10 | No |
| 51.0999 Allied Health Diagnostic, Intervention, and Treatment Professions, Other | 1 - Awards of less than 1 academic year | 1 | Men | 0 | 0 | 0 | 0 | 0 | 0 | 0 | 0 | 0 | 0 | |
| | | | Women | 0 | 0 | 0 | 0 | 0 | 0 | 0 | 0 | 0 | 0 | |
| | | | Total | 0 | 0 | 0 | 0 | 0 | 0 | 0 | 0 | 0 | 0 | No |
| 51.0999 Allied Health Diagnostic, Intervention, and Treatment Professions, Other | 2 - Awards of at least 1 but less than 2 academic years | 1 | Men | 0 | 1 | 0 | 0 | 0 | 1 | 5 | 0 | 0 | 7 | |
| | | | Women | 0 | 0 | 0 | 1 | 1 | 0 | 45 | 1 | 0 | 48 | |
| | | | Total | 0 | 1 | 0 | 1 | 1 | 1 | 50 | 1 | 0 | 55 | Yes |
| 51.1004 Clinical/Medical Laboratory Technician | 1 - Awards of less than 1 academic year | 1 | Men | 0 | 0 | 0 | 0 | 0 | 0 | 0 | 0 | 0 | 0 | |
| | | | Women | 0 | 0 | 0 | 0 | 0 | 0 | 3 | 0 | 0 | 3 | |
| | | | Total | 0 | 0 | 0 | 0 | 0 | 0 | 3 | 0 | 0 | 3 | No |
| 51.3801 Registered Nursing/Registered Nurse | 3 - Associate's degree | 1 | Men | 0 | 1 | 0 | 0 | 0 | 0 | 6 | 0 | 0 | 7 | |
| | | | Women | 0 | 1 | 0 | 2 | 1 | 0 | 53 | 1 | 0 | 58 | |
| | | | Total | 0 | 2 | 0 | 2 | 1 | 0 | 59 | 1 | 0 | 65 | No |
| 51.3901 Licensed Practical/Vocational Nurse Training | 1 - Awards of less than 1 academic year | 1 | Men | 0 | 0 | 0 | 0 | 0 | 0 | 0 | 0 | 0 | 0 | |
| | | | Women | 0 | 0 | 0 | 0 | 0 | 0 | 0 | 0 | 0 | 0 | |
| | | | Total | 0 | 0 | 0 | 0 | 0 | 0 | 0 | 0 | 0 | 0 | No |
| 51.3901 Licensed Practical/Vocational Nurse Training | 2 - Awards of at least 1 but less than 2 academic years | 1 | Men | 0 | 0 | 0 | 0 | 0 | 0 | 0 | 0 | 0 | 0 | |
| | | | Women | 0 | 1 | 0 | 0 | 0 | 0 | 17 | 0 | 0 | 18 | |
| | | | Total | 0 | 1 | 0 | 0 | 0 | 0 | 17 | 0 | 0 | 18 | No |

Completions: total by first major

| 99.0000 Summary Grand Totals | Award Level | Nonresident alien | Hispanic Latino | American Indian or Alaska Native | Asian | Black or African American | Native Hawaiian or Other Pacific Islander | White | Two or more Races | Race/ethnicity unknown | Total | PY Total |
|--|-------------|-------------------|-----------------|----------------------------------|-------|---------------------------|---|-------|-------------------|------------------------|-------|----------|
| Awards of less than 1 academic year | 1 | | | | | | | | | | | |
| Men | | 0 | 3 | 0 | 1 | 4 | 0 | 61 | 4 | 0 | 73 | 97 |
| Women | | 0 | 4 | 0 | 3 | 4 | 0 | 55 | 1 | 0 | 67 | 77 |
| Total | | 0 | 7 | 0 | 4 | 8 | 0 | 116 | 5 | 0 | 140 | 174 |
| Awards of at least 1 but less than 2 academic years | 2 | | | | | | | | | | | |
| Men | | 1 | 16 | 1 | 3 | 4 | 1 | 133 | 6 | 1 | 166 | 169 |
| Women | | 0 | 25 | 1 | 9 | 18 | 2 | 323 | 14 | 3 | 395 | 374 |
| Total | | 1 | 41 | 2 | 12 | 22 | 3 | 456 | 20 | 4 | 561 | 543 |
| Associate's degree | 3 | | | | | | | | | | | |
| Men | | 0 | 16 | 0 | 6 | 9 | 2 | 207 | 6 | 1 | 247 | 273 |
| Women | | 1 | 25 | 1 | 10 | 12 | 2 | 335 | 10 | 4 | 400 | 417 |
| Total | | 1 | 41 | 1 | 16 | 21 | 4 | 542 | 16 | 5 | 647 | 690 |

| | | | | | | | | | | | | |
|-------------------|--|---|----|---|----|----|---|------|----|---|------|------|
| Grand Total Men | | 1 | 35 | 1 | 10 | 17 | 3 | 401 | 16 | 2 | 486 | 539 |
| Grand Total Women | | 1 | 54 | 2 | 22 | 34 | 4 | 713 | 25 | 7 | 862 | 868 |
| Grand Total | | 2 | 89 | 3 | 32 | 51 | 7 | 1114 | 41 | 9 | 1348 | 1407 |

| | | | | | | | | | | | | |
|----------------------|--|---|----|---|----|----|---|------|----|----|--|------|
| PY Grand Total Men | | 3 | 30 | 2 | 10 | 17 | 5 | 453 | 13 | 6 | | 539 |
| PY Grand Total Women | | 1 | 45 | 2 | 11 | 39 | 4 | 738 | 21 | 7 | | 868 |
| PY Grand Total | | 4 | 75 | 4 | 21 | 56 | 9 | 1191 | 34 | 13 | | 1407 |

All Completers

Institutions must report the following information. (Some data will be pre-populated from the completions by CIP code data.)

All Completers

Number of students by gender and race and ethnicity earning an award between July 1, 2014 and June 30, 2015. Count each student only once, regardless of how many awards he/she earned. The intent of this screen is to collect an unduplicated count of total numbers of *completers*.

- Report Hispanic/Latino individuals of any race as Hispanic/Latino
- Report race for non-Hispanic/Latino individuals only

| | Men | | Women | | Total Students |
|--|--------------------|--------------|--------------------|--------------|----------------|
| | Number of Students | Total Awards | Number of Students | Total Awards | |
| <u>Nonresident alien</u> | 1 | 1 | 1 | 1 | 2 |
| <u>Hispanic/Latino</u> | 25 | 35 | 44 | 54 | 69 |
| <u>American Indian or Alaska Native</u> | 1 | 1 | 2 | 2 | 3 |
| <u>Asian</u> | 8 | 10 | 15 | 22 | 23 |
| <u>Black or African American</u> | 13 | 17 | 29 | 34 | 42 |
| <u>Native Hawaiian or Other Pacific Islander</u> | 3 | 3 | 4 | 4 | 7 |
| <u>White</u> | 333 | 401 | 598 | 713 | 931 |
| <u>Two or more races</u> | 13 | 16 | 22 | 25 | 35 |
| <u>Race and ethnicity unknown</u> | 2 | 2 | 6 | 7 | 8 |
| TOTAL | 399 | 486 | 721 | 862 | 1,120 |
| PY TOTAL | 442 | | 730 | | 1,172 |

Completers by Level

Institutions must report the following information. This screen will be shown for each of the following award categories for which completions have been reported:

- Less than 1-year certificates
- At least 1 but less than 4-year certificates
- Associate's degrees
- Bachelor's degrees
- Master's degrees
- Doctor's degrees
- Postbaccalaureate and post-master's certificates

Less than 1-year certificates

Number of students by gender, by race and ethnicity, and by age earning this award between July 1, 2014 and June 30, 2015. Each student should be counted once per award level. For example, if a student earned a master's degree and a doctor's degree, he/she should be counted once in master's and once in doctor's. A student earning two master's degrees should be counted only once.


- Report Hispanic/Latino individuals of any race as Hispanic/Latino
- Report race for non-Hispanic/Latino individuals only


| | Number of Students | Total Awards |
|------------------|---------------------------------|--------------|
| By Gender | | |
| Men | <input type="text" value="48"/> | 73 |
| Women | <input type="text" value="55"/> | 67 |
| TOTAL | 103 | 140 |
| PY TOTAL | 141 | |

By Race/Ethnicity

| | | |
|--|--------------------------------|---|
| <u>Nonresident alien</u> | <input type="text" value="0"/> | 0 |
| <u>Hispanic/Latino</u> | <input type="text" value="6"/> | 7 |
| <u>American Indian or Alaska Native</u> | <input type="text" value="0"/> | 0 |
| <u>Asian</u> | <input type="text" value="2"/> | 4 |
| <u>Black or African American</u> | <input type="text" value="5"/> | 8 |
| <u>Native Hawaiian or Other Pacific Islander</u> | <input type="text" value="0"/> | 0 |

| | | |
|-----------------------------------|---------------------------------|------------|
| <u>White</u> | <input type="text" value="87"/> | 116 |
| Two or more races | <input type="text" value="3"/> | 5 |
| <u>Race and ethnicity unknown</u> | <input type="text" value="0"/> | 0 |
| TOTAL | 103 | 140 |



 **By Age**

| | | |
|--------------|---------------------------------|------------|
| Under 18 | <input type="text" value="0"/> | |
| 18-24 | <input type="text" value="40"/> | |
| 25-39 | <input type="text" value="34"/> | |
| 40 and Above | <input type="text" value="29"/> | |
| Age Unknown | <input type="text" value="0"/> | |
| TOTAL | 103 | 140 |

Completers by Level

Institutions must report the following information. This screen will be shown for each of the following award categories for which completions have been reported:

- Less than 1-year certificates
- At least 1 but less than 4-year certificates
- Associate's degrees
- Bachelor's degrees
- Master's degrees
- Doctor's degrees
- Postbaccalaureate and post-master's certificates

At least 1 but less than 4-year certificates

Number of students by gender, by race and ethnicity, and by age earning this award between July 1, 2014 and June 30, 2015. Each student should be counted once per award level. For example, if a student earned a master's degree and a doctor's degree, he/she should be counted once in master's and once in doctor's. A student earning two master's degrees should be counted only once.


- Report Hispanic/Latino individuals of any race as Hispanic/Latino
- Report race for non-Hispanic/Latino individuals only


| | Number of Students | Total Awards |
|------------------|--------------------|--------------|
| By Gender | | |
| Men | 166 | 166 |
| Women | 379 | 395 |
| TOTAL | 545 | 561 |
| PY TOTAL | 522 | |

By Race/Ethnicity

| | | |
|--|----|----|
| <u>Nonresident alien</u> | 1 | 1 |
| <u>Hispanic/Latino</u> | 40 | 41 |
| <u>American Indian or Alaska Native</u> | 2 | 2 |
| <u>Asian</u> | 11 | 12 |
| <u>Black or African American</u> | 22 | 22 |
| <u>Native Hawaiian or Other Pacific Islander</u> | 3 | 3 |

| | | |
|-----------------------------------|----------------------------------|-----|
| <u>White</u> | <input type="text" value="443"/> | 456 |
| Two or more races | <input type="text" value="19"/> | 20 |
| <u>Race and ethnicity unknown</u> | <input type="text" value="4"/> | 4 |
| TOTAL | 545 | 561 |



 **By Age**

| | | |
|--------------|----------------------------------|-----|
| Under 18 | <input type="text" value="22"/> | |
| 18-24 | <input type="text" value="369"/> | |
| 25-39 | <input type="text" value="114"/> | |
| 40 and Above | <input type="text" value="40"/> | |
| Age Unknown | <input type="text" value="0"/> | |
| TOTAL | 545 | 561 |

Completers by Level

Institutions must report the following information. This screen will be shown for each of the following award categories for which completions have been reported:

- Less than 1-year certificates
- At least 1 but less than 4-year certificates
- Associate's degrees
- Bachelor's degrees
- Master's degrees
- Doctor's degrees
- Postbaccalaureate and post-master's certificates

Associate's degrees

Number of students by gender, by race and ethnicity, and by age earning this award between July 1, 2014 and June 30, 2015. Each student should be counted once per award level. For example, if a student earned a master's degree and a doctor's degree, he/she should be counted once in master's and once in doctor's. A student earning two master's degrees should be counted only once.


- Report Hispanic/Latino individuals of any race as Hispanic/Latino
- Report race for non-Hispanic/Latino individuals only


| | Number of Students | Total Awards |
|------------------|----------------------------------|--------------|
| By Gender | | |
| Men | <input type="text" value="242"/> | 247 |
| Women | <input type="text" value="391"/> | 400 |
| TOTAL | 633 | 647 |
| PY TOTAL | 666 | |

By Race/Ethnicity

| | | |
|--|---------------------------------|----|
| <u>Nonresident alien</u> | <input type="text" value="1"/> | 1 |
| <u>Hispanic/Latino</u> | <input type="text" value="38"/> | 41 |
| <u>American Indian or Alaska Native</u> | <input type="text" value="1"/> | 1 |
| <u>Asian</u> | <input type="text" value="16"/> | 16 |
| <u>Black or African American</u> | <input type="text" value="21"/> | 21 |
| <u>Native Hawaiian or Other Pacific Islander</u> | <input type="text" value="4"/> | 4 |

| | | |
|-----------------------------------|----------------------------------|-----|
| <u>White</u> | <input type="text" value="531"/> | 542 |
| Two or more races | <input type="text" value="16"/> | 16 |
| <u>Race and ethnicity unknown</u> | <input type="text" value="5"/> | 5 |
| TOTAL | 633 | 647 |



 **By Age**

| | | |
|--------------|----------------------------------|-----|
| Under 18 | <input type="text" value="4"/> | |
| 18-24 | <input type="text" value="399"/> | |
| 25-39 | <input type="text" value="158"/> | |
| 40 and Above | <input type="text" value="72"/> | |
| Age Unknown | <input type="text" value="0"/> | |
| TOTAL | 633 | 647 |

Summary

IPEDS collects important information regarding your institution. All data reported in IPEDS survey components become available in the IPEDS Data Center and appear as aggregated data in various Department of Education reports. Additionally, some of the reported data appears specifically for your institution through the College Navigator website and is included in your institution's Data Feedback Report (DFR). The purpose of this summary is to provide you an opportunity to view some of the data that, when accepted through the IPEDS quality control process, will appear on the College Navigator website and/or your DFR. College Navigator is updated approximately three months after the data collection period closes and Data Feedback Reports will be available through the [Data Center](#) and sent to your institution's CEO in November 2016.

Please review your data for accuracy. If you have questions about the data displayed below after reviewing the data reported on the survey screens, please contact the IPEDS Help Desk at: 1-877-225-2568 or ipedshelp@rti.org.

Summary of Completions Data

| Award Level | Number of Completions | |
|---|-----------------------|-----------------------|
| | 1 st major | 2 nd major |
| <u>Postsecondary award, certificate, or diploma (less than 1 academic year)</u> | 140 | 0 |
| <u>Postsecondary award, certificate, or diploma (at least 1 but less than 2 academic years)</u> | 561 | 0 |
| <u>Associate's degree</u> | 647 | 0 |
| Total number of degrees and certificates | 1,348 | |

Summary of Completers Data

| | Number of Students | | |
|----------------|--------------------|-------|-------|
| | Men | Women | Total |
| All Completers | 399 | 721 | 1,120 |

Completions

Lord Fairfax Community College (232575)

| Source | Description | Severity | Resolved | Options |
|---------------------|---|-------------|----------|---------|
| Global Edits | | | | |
| Perform Edits | Current year completions (2) are outside the expected range when compared to completions reported in the prior year (21) for: Men, 2-digit field (51), award level (1). Please correct your data or explain. (Error #10503) | Explanation | Yes | |
| Reason: | Enrollment decreased in the CSC EMT program due to the curriculum change in 2014/15 for national requirements to include an additional class - which is not needed for pathway to AAS EMS. | | | |